

# Cool and Safe

Work, games  
and puzzle booklet  
for children



  
**SMOG** e.v.  
*Schule machen ohne Gewalt*

"Hello, I'm Smoggy." Perhaps you already know me from "Cool and Safe"? If not, then it's great to meet you. This is a work, puzzle and games booklet for the "Cool and Safe" exercises.



## Smoggy says "Hi"!

With this booklet you can practice how to recognise feelings, what are good and bad secrets, how to react when you are spoken to, and how to get help when you are afraid. But that's not everything!

There is much more to discover – take a look at the next page to see what the modules are all about.

Julia, Emma and Tom accompany you in this booklet. They are friends and go to school together. In the afternoon, they often meet up to play. They love adventures and are often curious. Now and then, just like you, they get into situations where things get could out of hand and they get scared.

In this booklet, you can practice how to behave to avoid dangerous situations. Julia, Emma and Tom's experiences and the questions about them are meant to help you.

Read everything very carefully. Don't worry if you don't know the answer to any of the questions. Just ask your parents, your brothers or sisters or your teachers for advice, or simply read the solution at the end of the booklet.

Have fun!



# CONTENTS

Module 1 ■■

## **What you really need to know !**

My body • Good and bad feelings • The secret message book

**from page 4**

Module 2 ■■

## **Situations with strangers**

What does the stranger want from me? • Getting help • Motorists • I say "No!"

**from page 10**

Module 3 ■■

## **Internet !**

Rules for safe surfing • Chatting

**from page 18**

Module 4 ■■

## **Situations with acquaintances and at home**

Alone at home • What are people you know allowed to do?

**from page 22**



# 1. My body

# Module 1

Today, there is another general knowledge lesson at school, and Julia, Emma and Tom are learning about the human body. The trio don't really want to be in the classroom because it's such wonderful sunny weather outside. Then suddenly the teacher, Ms. Nagel, suggests that they all go out into the school playground and draw body outlines with chalk on the ground so that they can then put names to the parts of the body. Julia finds that really exciting. She has a bet with Tom that she knows a lot more body parts than he does. So they start to label their drawing – arms, legs, and so on. Suddenly, it occurs to Julia that they have not yet decided whether the picture painted on the ground shows a boy or a girl. Julia calls out: "It's a girl, she has a breast." Tom says, "Course it's a girl, but it's called a 'bosom'!" Emma butts in and says: "Well, I know a whole lot of other names for it..."

**What parts of the body do you know?**  
**Label the body images shown on the next page.**  
**The jumbled letters here will help you.**  
**All the parts of the body are hidden in the puzzle.**



B	A	E	B	V	Z	S	C	H	U	L	T	E	R	T	K	Y	P	S	D
A	R	A	L	G	U	X	V	A	B	U	R	F	S	C	H	E	I	D	E
U	M	K	SS	S	B	E	I	N	D	W	L	Q	N	O	B	V	R	I	L
C	U	Y	E	A	Q	P	B	D	O	X	S	W	K	A	E	L	I	N	X
H	A	C	Z	N	I	F	S	T	R	F	Y	P	O	K	R	Z	Y	A	P
N	R	T	M	F	X	P	Z	A	G	I	W	V	P	I	L	K	N	I	E
A	B	Z	B	U	S	E	N	M	F	N	E	S	F	U	SS	X	P	Q	R
B	E	Q	K	L	O	N	R	Y	R	G	H	N	O	E	N	I	S	C	H
E	P	K	A	E	X	I	A	P	L	E	L	L	E	N	B	O	G	E	N
L	J	I	H	A	L	S	Y	L	W	R	A	I	X	M	G	I	Q	W	SS

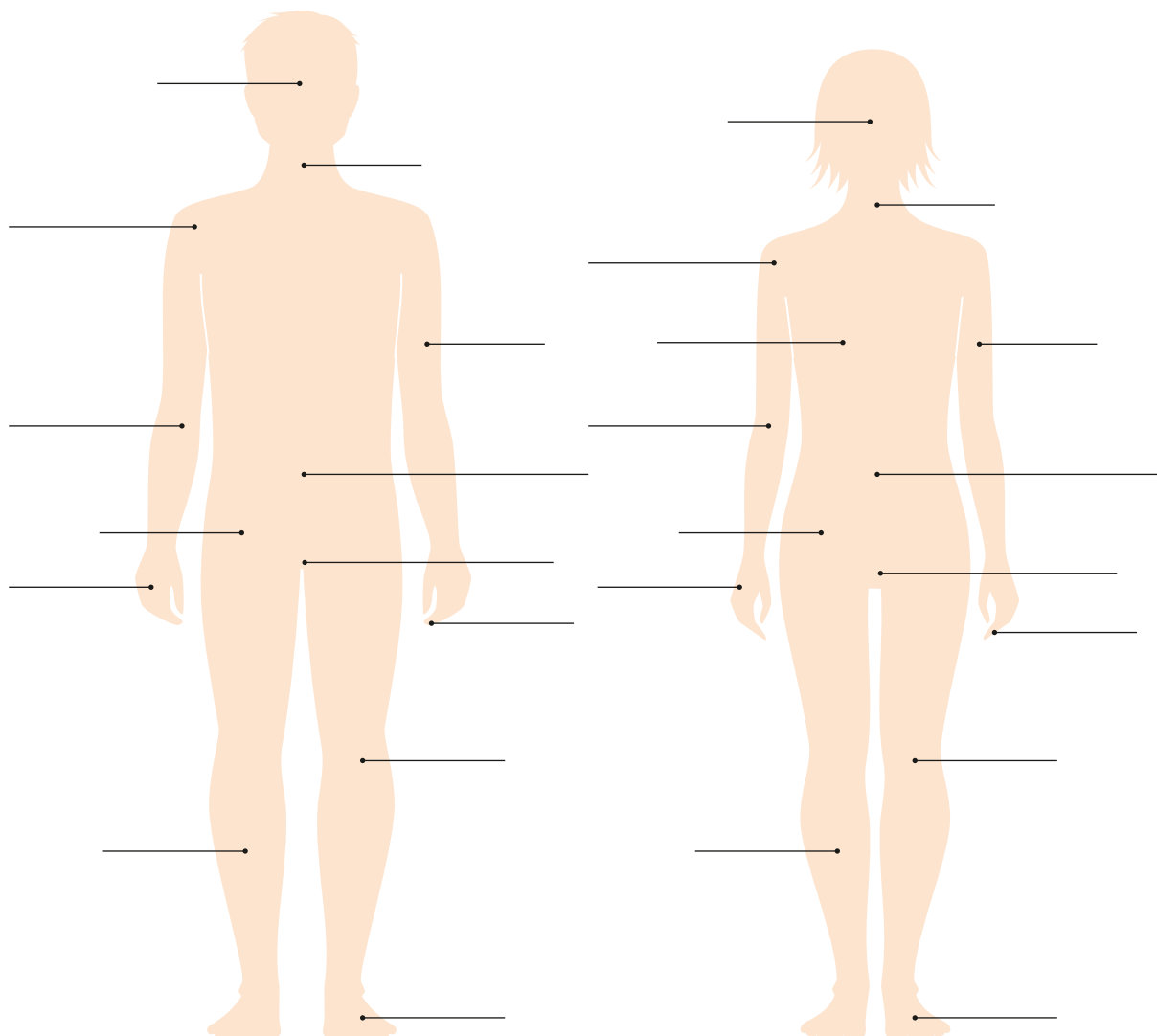


**My tip:**  
 See if your answers  
 are correct.  
 You can find them  
 on page 28!

As Julia, Emma and Tom are just having so much fun, suddenly Ms. Nagel stands behind them and grabs Julia's shoulder. She flinches and turns around, startled: "Oh, it's just you. I thought it was a stranger. Not everyone is allowed to touch my shoulder like that. We children have got rights as well!"

**Where is somebody allowed to touch you? Do you know the places on your body where anyone can touch you, and the places that no one may touch if you don't want them to?**

**Take a red, a yellow and a green pencil, and mark the places in the body images you have just labelled. Use green for places where everyone can touch you, yellow for places where only people you know well may touch you, and red for those places where you don't want to be touched by anyone at all.**





## 2. Good and bad feelings

## Module 1

"Wow, that was a great general knowledge lesson today!" Julia, Emma and Tom are a bit embarrassed about their fooling around during the lesson, and on the way home Emma and Julia have to giggle when they think about all the names they came up with for the different parts of the body. Emma says, "When I think about it now, I still get all red in the face and feel a bit ashamed." Julia nods in agreement and says, "That's what you look like, too. At least I've only got damp palms because I find it embarrassing." Tom, on the other hand, is really cool and casual, and doesn't show any reaction at all. He just says, "Oh, whatever, it wasn't that bad. I'm happy that we had such a great lesson. That's a good feeling!"

What feelings do you already know? Try to link the following feelings with the correct word to describe it. If you can't do it on your own, follow the way line to get to the right face.

annoyed

offended

dismayed

relaxed

shocked

joyful

irritated

funny

dejected

sad

angry

satisfied

## 2. Good and bad feelings

# Module 1

How can you tell what feeling you can see – on the face drawings and in real life?

- a) from the size of the circle
- b) from the eyes
- c) from the mouth
- d) from the thickness of the line
- e) from the eyebrows
- f) from the colour

Which of the faces shows a good feeling and which ones show a bad feeling? Colour in the good feeling faces using a green pencil and the bad feeling faces with a red pencil.

My tip:  
See if your answers  
are correct.  
You can find them  
on page 29!





### 3. The secret message book

## Module 1

Julia, Emma and Tom have arrived at Mill Street and have to say goodbye because they take different ways home from here. But before they split up for today, they still have to pass on their secret message book. In this book, the three friends write messages and tell each other things that no one else knows and which are their secret. Today, it is Julia's turn to take the book with her. Now she is allowed to write something in it and read what the others have written.

When Julia arrives back at home, she sits at her desk and thinks about what happened at the weekend. Oh yes, she went with Dad to buy a birthday present for her mother. And Uncle Joachim was here. When Julia thinks about it, she feels uneasy and her stomach cramps together. She doesn't feel at all good. "Oh, why did Uncle Joachim do that?" Julia thinks. "Why did he suddenly put his hand on my bottom in such a funny way while we were playing in the garden?"



My tip: Bad secrets give you an odd feeling in your stomach and you don't feel good at all. These secrets should not be kept secret and you should tell an adult about them!




### 3. The secret message book


## Module 1

Here you can see some secrets from the three friends' message book. Find out what is a good secret and what is a bad secret. To do this, take the beginnings of the sentences and complete them with the correct endings. You can find the ending either in the secrets box, in which case it is a good secret, or in the phone and talking head box, which means that it is a bad secret and it would be better to share it.

1. Tom knows that its great Brother to graduate ...
2. At the school festival, an unknown ...
3. Tom saw another boy ...
4. Julia gives her mother ...
5. Julia heard a girl from her class ...
6. Emma is in love with a boy ...
7. The tree in the school playground ...
8. Uncle Joachim put his hand on ...
9. Konstantin threatened Tom, to beat him, ...
10. Julia, Tom and Emma write to one another ...



- ... a vase for the birthday.
- ... a boy in the parallel class.
- ... sometimes in their secret code.
- ... he will get a new bike.
- ... is the secret meeting place of Julia, Tom and Emma.



- ... Year 10 boy kissed Emma on the mouth.
- ... stealing something.
- ... Julia's bottom.
- ... if he doesn't give him his pocket money.
- ... saying bad things about other children.



You can find the correct answer to the task on page 30.



## 1. What does the stranger want from me?

## Module 2

Julia has had a new satchel since Monday. She was allowed to choose it herself and decided on a pink rucksack with black straps. Back at home, straight away she proudly slipped her school identity card into the plastic pocket so that everyone can see who owns this great rucksack.

School has finished and Julia is on her way home. Suddenly, a man comes running around the corner. With a serious look on his face, he says "Are you Julia Wehmeyer?" Julia nods, and the man says "Julia, I'm sorry, but your mother has had an accident and is in hospital. I am a colleague of your father. He asked me to pick you up from school and take you to the hospital."

Julia is startled. "How does the man know my name, I've never seen him before! Is he really one of Dad's colleagues?" Something else occurs to Julia: "Doesn't Dad have a company identity card?"



**How can the man know Julia's name?**

**There is more than one correct answer. Tick all the correct answers.**

- a) He really is a colleague of Julia's father.
- b) He saw the school identity card on her rucksack and read her name.
- c) He asked another child for her name.
- d) He made a lucky guess.

**How can Julia find out the man's name and where he works?**

**There is more than one correct answer. Tick all the correct answers.**

- a) She can ask him.
- b) She can ask to see his personal or company identity card.
- c) She can try to call her father.
- d) She could ask him for more details about her dad and his work.

# 1. What does the stranger want from me?

# Module 2

What are the most important features on an identity card? Smoggy has got the features on it mixed up. Arrange the syllables in the right order to find out what to look for on an identity card! Write the words on the line!

TO-PORT-PASS-PHO

TURE-NA-SIG

MARK-TER-WA

NAME



(When the ID card is held at an angle)

Take a look at your parents' identity cards and ask them whether they have one from work as well!



My tip: See if your answers are correct. You can find them on page 31!



## 2. Getting help

# Module 2

Julia asked the man for his identity card, but he didn't want to show it to her. "It's in the car. Get in, and I'll show it to you on the way," says the man, urging Julia to go with him. Julia has a really queasy feeling. She looks around to see if there is anyone nearby who could help her. She doesn't even have a mobile phone with her. But then she discovers a telephone box right in front of a bakery.

**What ways can you think of about how Julia can get help? Draw or write them down!**

**Julia decides to go to the bakery. On the door she even discovers a sticker stating that the bakery is a help point for children. What could Julia say in the bakery to get help?**

---

---

---

**As Julia presses the door latch, she notices that the bakery is closed. Julia decides to go to the telephone box and call the police. Do you know the number for the police? Write it down here!**

---

Smoggy knows you have to answer certain questions when you call the police. He has written them down in a secret code in which the letters have been replaced by numbers. A is 1, B is 2, C is 3, and so on. Can you decipher the question words?

1. 23 8 15    \_\_\_ \_\_\_ \_\_\_ is calling?
2. 23 8 1 20    \_\_\_ \_\_\_ \_\_\_ has happened?
3. 23 8 5 18 5    \_\_\_ \_\_\_ exactly did it happen?
4. 23 8 5 18 5    \_\_\_ \_\_\_ \_\_\_ \_\_\_ exactly did it happen?



My tip: See if your answers are correct. You can find them on page 32!





### 3. Motorists

## Module 2

Tom is on his way home after playing football. It's just after 5 o'clock, while actually he had promised to be home on time at five. He has to wait at the crossing, the pedestrian lights are on red. A smart silver sports car pulls up, and Tom looks at it admiringly. The car stops at the side of the road and the passenger door opens. "Hello, excuse me, can you tell us how to get to the wildlife park from here?"

Tom knows the wildlife park well, as it's just a few streets from his home. "Yes," says Tom straight away. "I live nearby, it's easy to get to. You have to turn left, then two right turns, and then left again." The woman sitting at the wheel mutters, "That sounds complicated." The passenger beckons to Tom: "We don't know our way around here at all. If you live in the area anyway, just get in. You show us the way and we'll take you home!" Tom hesitates. "Should I really accept their offer?"

Imagine you're in Tom's place. What are the reasons for getting in the car or for refusing?

**Get in**



Handwriting practice area for 'Get in' with six horizontal lines.

**Don't get in**



Handwriting practice area for 'Don't get in' with six horizontal lines.



See if your answers are correct. You can find them on page 33!

My tip:

Have you ever asked yourself the following questions before getting into a car?

**Do your parents know you are travelling RIGHT NOW?**

**Have your parents allowed you to ALWAYS travel with this person?**

If your answer is "No" to both of these questions, you should never get in the car!

If you don't know who you are always allowed to ride with, you can create a car-sharing agreement with your parents. You can find this on the next page.

### 3. Motorists – Car-sharing agreement

## Module 2

You probably sometimes travel by car with adults other than your parents. This is why it is important that you and your parents carefully consider who you are allowed to ride with. This is what this CAR-SHARING AGREEMENT is for.

- Step 1:** Please think carefully about which grown-ups you are allowed to travel with. Think about how you feel about certain people and which adults you trust. Don't include too many people in the agreement, but focus on writing down two to three adults. Pay careful attention to your feelings.
- Step 2:** Then discuss the car-sharing agreement with your parents. Perhaps you or they can think of another person you can accompany without any hesitation.
- Step 3:** When you have agreed on the grown-ups, you can all sign the agreement. From now on, you always know who you are allowed to travel with.

Have fun filling it in!

### CAR-SHARING AGREEMENT between

\_\_\_\_\_ and \_\_\_\_\_  
(Name of child) (Name of parent)

We hereby declare that we have jointly agreed upon the following persons with whom

\_\_\_\_\_ may travel by car:  
(Name of child)

Last name, first name	Address (street, town)	Telephone
		Tel.: Mobile:
		Tel.: Mobile:
		Tel.: Mobile:

Date: \_\_\_\_\_

Signature of child: \_\_\_\_\_

Signature of parent: \_\_\_\_\_



## 4. I say "No!"

## Module 2

Julia is at the playground with Tom and Emma, where they have arranged to meet up with some other children from their class. Some of them are building a huge sandcastle together in the sand pit. On a bench nearby sits a man watching them. Julia finds that scary. She has been particularly cautious since her encounter with her father's alleged colleague. Finally, the man stands up and speaks to the children. "I think it's great what you're doing here! Can I sit down with you and help a little bit? Or you come home with me. I've got ice cream for everyone and lots of great toys as well!" Julia is appalled. Of course she doesn't want to go to a stranger's house! She shakes her head and whispers to Emma "I don't want to!", but the man just keeps talking. Fortunately, Emma is courageous. Loud and clearly, she calls out "We don't want to! Leave us alone!"



Many children don't dare to say something out loud if they don't want it. Maybe you sometimes feel like Julia, that you can only whisper? But don't worry, you can practice saying a clear "No"!



## 4. I say "No!"

## Module 2

Try "saying No!" with a friend! Stand as far apart as possible outside. One slowly approaches the other. The person who remains standing says "No!". As soon as the other person clearly hears the "No!", they stop.

How can you manage to make the other person stay standing as far away as possible?

Several answers are correct!

- a) Call out as loud as possible.
- b) Speak slowly.
- c) Stand up straight and signal a "no" with your body (e.g. stretch your arms out).
- d) Turn away.
- e) Hold your hand in front of your mouth.

The children on the playground decide to walk away because the man is still nearby.

What is the safest way to do this?

- a) Everyone runs as fast as they can.
- b) Everyone runs in a different direction.
- c) You all walk away together and make sure that no-one gets left behind.

# NO!

My tip:  
See if your answers  
are correct.  
You can find them  
on page 34!





## 1. Rules for safe surfing

## Module 3

This afternoon, Julia and Emma are visiting Tom. "Have a look!" says Tom, opening a website in his web browser. "I discovered it yesterday evening. Isn't it fantastic? You can download lots of great pictures here," says Tom, beaming all over his face. "It's all free and I created an account right away. All I had to do was enter my name, address and date of birth." "Wow, I want that as well," says Julia. Emma, on the other hand, is not so enthusiastic. Emma tells Julia and Tom that her dad works at the police in an internet crime unit and he has already told her a lot about how quickly data is exploited on the internet and you suddenly get lots of unwanted advertising. "My dad always says that you have to be very careful. The internet is no place for personal details like where you live, your address, phone number, hobbies, personal pictures, and things about your own family! Once something has been put online, it can't be removed again, just like a tattoo!" says Emma.

Do you already know what to take into consideration when you are online? If so, try to find the right box of rules on your own. If you can't do it yourself, solve the maze puzzle on the next page and find out which internet rules are important.

### Internet rules

1. I also send pictures to people I don't know.
2. I use my real name when chatting.
3. I annoy others on the internet.
4. On the internet, I reveal everything about my school class or my family.
5. I reveal my age, gender, appearance, address, home town, phone number or email address to **everyone** on the internet.

### Internet rules


1. I don't send pictures to people I don't know.
2. I use a nickname when chatting.
3. Even if I don't like someone, I don't annoy them on the internet.
4. On the internet, I don't reveal anything about my school class or my family.
5. I don't reveal my age, gender, appearance, address, home town, phone number or email address to **anyone** on the internet.

### Internet rules

1. I also send pictures to people I don't know.
2. I use a nickname when chatting.
3. I annoy others on the internet.
4. On the internet, I don't reveal anything about my school class or my family.
5. I don't reveal my age, gender, appearance, address, home town, phone number or email address to **anyone** on the internet.

### Internet rules

1. I don't send pictures to people I don't know.
2. I use my real name when chatting.
3. Even if I don't like someone, I don't annoy them on the internet.
4. On the internet, I don't reveal anything about my school class or my family.
5. I reveal my age, gender, appearance, address, home town, phone number or email address to **everyone** on the internet.



My tip:  
See if your answers  
are correct. You can  
find the information  
on page 35.





## 2. Chatting

# Module 3

It's evening, and Tom is sitting at his computer. He is already a bit unsure now that Emma has explained to him that you can very easily fall into a trap online if you register somewhere or you reveal too much about yourself. He recalls that he recently found a chat room where people can talk to one another. To do this, you don't have to register with your name and address, but just think up a nickname. "Today I'm 'Football king!'" thinks Tom, typing in the name. He has hardly entered the chatroom before he is contacted by a girl nicknamed Summer fan.



It's OK if you don't reveal anything about yourself on the internet. But you have to be careful, because other people don't reveal everything about themselves either and can tell lies without anyone noticing. Because you can never know who is really at the other end, you shouldn't believe everything they tell you!

## 2. Chatting

## Module 3

Read the chat log and take a look at the pictures and profiles of the two children who are chatting with each other. Do you notice anything odd? Mark all the discrepancies in the chat log!

Privat mit Fußballkönig

(16:08) Sommerfan: Hallo Fußballkönig!  
(16:08) Fußballkönig: Hi Sommerfan! Wie alt bist du?  
(16:09) Sommerfan: Ich bin 11 Jahre alt. Was sind deine Hobbys?  
(16:09) Fußballkönig: Fußball spielen natürlich. Und ich bin ein super Gitarrenspieler.  
(16:10) Sommerfan: Ehrlich? Toll! Ich mag es, mir verrückte Frisuren zu machen.  
(16:10) Fußballkönig: Wie sehen deine Haare denn aus?  
(16:10) Sommerfan: Ich habe kurze rote Haare. Bist du gut in der Schule?  
(16:10) Fußballkönig: Klar, ich bin Klassenbester!

(16:12) Fußballkönig: Warte mal, meine Mama hat grad gerufen.  
Bin gleich wieder da.  
(16:18) Fußballkönig: Wieder da!  
(16:19) Sommerfan: Wie heißt du eigentlich in Wirklichkeit?  
(16:19) Fußballkönig: Ich heiße Luca und du?  
(16:19) Sommerfan: Ich bin Sandra.  
(16:19) Fußballkönig: Hast du Haustiere?  
(16:19) Sommerfan: Ja, ich hab zwei Katzen und ein Pferd.  
(16:20) Fußballkönig: Cool!



PROFILE  
NAME: SOPHIE  
AGE: 9  
HOBBIES:  
READING, PAINTING  
PET: 1 DOG



PROFILE  
NAME: TOM  
AGE: 10  
HOBBIES: PLAYING  
FOOTBALL,  
PRACTICING PIANO  
PET: NONE

My tip:  
See if your answers  
are correct.  
You can find them  
on page 36!





## 1. Alone at home

## Module 4

It's 9 o'clock in the evening already! Mum and Dad still haven't come back yet from parents' evening. Julia really doesn't feel so comfortable alone, but Julia's father had said on the phone that their neighbour, Ms. Neumann, will be right over to play with her. "She'll ring briefly three times," Julia's dad had said.

It rings at the door! "That must be Ms. Neumann," thinks Julia. Julia runs to the door, but stop. Didn't her father say that Ms. Neumann would ring briefly three times in a row so that Julia would know that it's her? Julia hesitates. There is another loud and penetrating ring, but it only rings once. "That's odd!" thinks Julia, and stands uncertainly behind the closed door.

**Do you have any idea how Julia can find out who rang at the front door without revealing herself? There is more than one correct answer. Tick the answers that you think are correct.**

- a) She can see through the door spy who is standing at the door.
- b) She can call Ms. Neumann on her mobile phone and ask if she is already on her way.
- c) She can call her dad and ask what to do now.
- d) She can call out: "Who's there?"
- e) She can simply open the door and see who is there.





# 1. Alone at home

# Module 4

What should Julia do? Solve the puzzle and the solution will show you what Julia should do and what you should do as well when you are alone at home. You can enter the answers in each line, and then you will see the solution in the shaded boxes.

Opposite of warm

Fruit and ...

Opposite of wrong

Good mouse catcher

Spiny animal

Gives wool

Animal with long ears

... and thank you

Father of the princess

Can be ridden

Animal with long neck

Stands in the sky

Ours is black, red, gold

Makes honey

My tip:  
See if your answers are correct.  
You can find them on page 37!





## 2. What are people you know allowed to do? Module 4


Tom, Emma and Julia like to go to the swimming pool together. Until now, they have always been accompanied by Emma's mother. Today, however, they are going there alone for the first time. Their parents have allowed this because Peter will be there as well. Peter is a swimming instructor, and has therefore known the children for over a year and will keep a watchful eye on Tom, Emma and Julia. So the trio pack their things together and make their way to the swimming pool.

Read the different situations carefully and decide whether what the adults have done is good or bad. Or whether everything is alright.

If you think it's OK for Tom, Emma or Julia, set the traffic light to 'Go' by colouring the bottom circle green. If the situation is not clear, colour the middle circle yellow. For situations that are not OK, set the traffic light to 'Stop' by colouring the top circle red.



My tip: Pay attention to how the children feel! As long as you feel fine about being touched, everything is fine. If someone touches you somewhere you don't want them to, and you don't feel good about it, say "No" loudly and clearly!









## 2. What are people you know allowed to do? Module 4


The three children are happily walking towards the swimming pool when they happen to meet Evelyn, Tom's grandma, on the way. She is happy to see them and greets the children with a kiss on the cheek. Although the friends like Tom's grandma, they always find the kiss totally disgusting and unpleasant.




After a short chat, the trio continues walking and arrives at the pool ticket office. There, as always, is Ali, whom the children have known and liked for a really long time from their many visits to the swimming pool. The children pay the entrance fee and mention to Ali that today they are allowed to come swimming alone for the first time.




They're finally in! They have arrived at the pool and go to the changing rooms. Tom is in the men's changing room, the girls are in the women's changing room. Since Emma has a new bikini, she asks Julia if she can help her with the clasp. Julia naturally does so.



Ready! Tom was very quick and is already waiting impatiently at the edge of the pool for the girls when he sees the swimming instructor, Peter, and waves to him. He comes up to Tom, hugs him and pinches his bottom while he asks where Julia and Emma are. Tom is startled by the touch, which he finds unpleasant.



Then Julia and Emma come around the corner. Peter greets the two girls with a handshake. They talk briefly before jumping into the water. The sun is shining and it turns into a beautiful and enjoyable summer day.



My tip:  
See if your answers  
are correct.  
You can find them  
on page 38!







# Cool and Safe

## Solutions





## Solution

### 1. My body

# Module 1

Well, did you discover all the body parts?

**Boys and girls have:**

navel, finger, hand, arm, bottom, leg, shoulder, head, foot, knee, elbow, neck

**Only girls have:**

bosom, vagina

**Only boys have:**

penis

Where is somebody allowed to touch you?

**Coloured green could be:**

fingers and hands, arms, shoulders

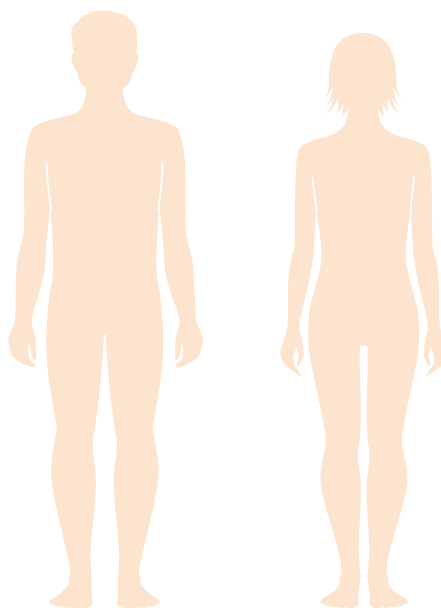
**Coloured yellow could be:**

head, stomach, legs, neck

**Coloured red could be:**

bosom, vagina, penis, bottom, navel

There is no right or wrong here, however, you can decide all by yourself!



## Solution

### 2. Good and bad feelings

## Module 1

How can you tell what feeling you can see – on the face drawings and in real life?

- b) from the eyes
- c) from the mouth
- e) from the eyebrows


Which of the faces shows a good feeling and which ones show a bad feeling? Colour in the good feeling faces using a green pencil and the bad feeling faces with a red pencil.

Good feelings are:

relaxed  
cheerful  
funny  
satisfied

Bad feelings are:

irritated  
offended  
dismayed  
startled  
irritated  
dejected  
sad  
angry





## Solution

### 3. The secret message book

## Module 1

Here you can see the solution to the secrets.

**Into the treasure chest can go:**

Tom knows that when his big brother finishes school ...	... he will get a new bike.
Julia gives her mother ...	... a vase for the birthday.
Emma is in love with a boy ...	... a boy in the parallel class.
The tree in the school playground ...	... is the secret meeting place of Julia, Tom and Emma.
Julia, Tom and Emma write to one another ...	... sometimes in their secret code.

**It's better to tell the following secrets:**

At the school festival, an unknown ...	... Year 10 boy kissed Emma on the mouth.
Tom saw another boy ...	... stealing something.
Julia heard a girl from her class ...	... saying bad things about other children.
Uncle Joachim put his hand on ...	... Julia's bottom.
Konstantin threatened to beat Tom up ...	... if he doesn't give him his pocket money.



## Solution

### 1. What does the stranger want from me?

## Module 2

**How can the man know Julia's name?**

**There is more than one correct answer. Tick all the correct answers.**

- a) He really is a colleague of Julia's father.
- b) He saw the school identity card on her rucksack and read her name.
- c) He asked another child for her name.

**How can Julia find out the man's name and where he works?**

**There is more than one correct answer. Tick all the correct answers.**

- b) She can ask to see his personal or company identity card.
- c) She can try to call her father.
- d) She could ask him for more details about her dad and his work.

**What are the most important features on an identity card?**

PASS-PORT-PHO-TO

SIG-NA-TURE

WA-TER-MARK

NAME



## Solution

### 2. Getting help

# Module 2

#### **What ways can you think of about how Julia can get help?**

Ask a grown-up, run into a shop, call for help from a phone box

#### **What could Julia say in the bakery to get help?**

I have just been approached by a man I don't know. He wants me to get into his car. Can you help me, please?

#### **Do you know the number for the police?**

110

**Smoggy knows you have to answer certain questions when you call the police.**

1. W H O is calling?
2. W H A T has happened?
3. W H E R E exactly did it happen?
4. W H E N did it happen?



What are the reasons for getting in the car or for refusing?

### Get in



Tom's mum is already waiting.

It's a really cool car.

### Don't get in



Tom's mum doesn't know that he will be travelling with them.

Tom's mum hasn't allowed him to travel with these people.

Tom doesn't know the people.



## Solution

### 4. I say "No!"

## Module 2

**How can you manage to make the other person stay standing as far away as possible?**

- a) Call out as loud as possible
- b) Speak slowly
- c) Stand up straight and signal a "no" with your body (e.g. stretch your arms out)

**What is the safest way to do this?**

- c) You all walk away together and make sure that no-one gets left behind.



## Solution

### 1. Rules for safe surfing

# Module 3

**Do you already know what to take into consideration when you are online?**

The internet rules in the box with the number 2 are correct!



## Solution 2. Chatting

# Module 3

### Do you notice anything odd?

The information in the chat does not match the profile at all. The children are not being honest with each other.

The children do not reveal their real name or their real age, the description of their appearance is wrong, and they have given fake hobbies and pets.



# Solution

## 1. Alone at home

# Module 4

Do you have any idea how Julia can find out who rang at the front door without revealing herself?

- a) She can see through the door spy who is standing at the door.
- b) She can call Ms. Neumann on her mobile phone and ask if she is already on her way.
- c) She can call her dad and ask what to do now.

Opposite of warm

K	A	L	T
---	---	---	---

Fruit and ...

G	E	M	Ü	S	E
---	---	---	---	---	---

Opposite of wrong

R	I	C	H	T	I	G
---	---	---	---	---	---	---

Good mouse catcher

K	A	T	Z	E	N
---	---	---	---	---	---

Spiny animal

I	G	E	L
---	---	---	---

Gives wool

S	C	H	A	F
---	---	---	---	---

Animal with long ears

H	A	S	E
---	---	---	---

... and thank you

B	I	T	T	E
---	---	---	---	---

Father of the princess

K	Ö	N	I	G
---	---	---	---	---

Can be ridden

P	F	E	R	D
---	---	---	---	---

Animal with long neck

G	I	R	A	F	F	E
---	---	---	---	---	---	---

Stands in the sky

S	O	N	N	E
---	---	---	---	---

Ours is black, red, gold

F	A	H	N	E
---	---	---	---	---

Makes honey

B	I	E	N	E
---	---	---	---	---




## Solution


# 2. What are people you know allowed to do? Module 4

If you think it's OK for Tom, Emma or Julia, set the traffic light to 'Go' by colouring the bottom circle green. If the situation is not clear, colour the middle circle yellow. For situations that are not OK, set the traffic light to 'Stop' by colouring the top circle red.


The three children are happily walking towards the swimming pool when they happen to meet Evelyn, Tom's grandma, on the way. She is happy to see them and greets the children with a kiss on the cheek. Although the friends like Tom's grandma, they always find the kiss totally disgusting and unpleasant.




After a short chat, the trio continues walking and arrives at the pool ticket office. There, as always, is Ali, whom the children have known and liked for a really long time from their many visits to the swimming pool. The children pay the entrance fee and mention to Ali that today they are allowed to come swimming alone for the first time.




They're finally in! They have arrived at the pool and go to the changing rooms. Tom is in the men's changing room, the girls are in the women's changing room. Since Emma has a new bikini, she asks Julia if she can help her with the clasp. Julia naturally does so.



Ready! Tom was very quick and is already waiting impatiently at the edge of the pool for the girls when he sees the swimming instructor, Peter, and waves to him. He comes up to Tom, hugs him and pinches his bottom while he asks where Julia and Emma are. Tom is startled by the touch, which he finds unpleasant.



Then Julia and Emma come around the corner. Peter greets the two girls with a handshake. They talk briefly before jumping into the water. The sun is shining and it turns into a beautiful and enjoyable summer day.



## Legal notice

"Cool and Safe"

Work, games and puzzle booklet for children

Version July 1, 2013

### Contact details:

Schule machen ohne Gewalt (SMOG) e.V.

Schlossbergweg 4

36286 Neuenstein-Saasen

Telephone: +49 (0) 6677 918211

Fax: +49 (0) 6677 918575

Email: [kontakt@smogline.de](mailto:kontakt@smogline.de)

Website: <http://www.smogline.de>

© SMOG e.V. 2013

Partial or complete reproduction of the work, games and puzzle booklet for children is only permitted with the express permission of SMOG e.V.

Exceptions to this are master copies and teaching materials.

"Cool and Safe" was developed in partnership by



and sponsored by



